Eskom	Standard	Technology

Title: **TECHNICAL EVALUATION CRITERIA FOR OUTDOOR, POLE-MOUNTED, DISTRIBUTION SINGLE-PHASE, OFF-LOAD DIS-CONNECTORS FOR MV APPLICATIONS (FIXED AND REMOVABLE)**

Unique Identifier:	**240-170000162**
Alternative Reference Number:	**n/a**
Area of Applicability:	**Engineering**
Documentation Type:	**Standard**
Revision:	**1**
Total Pages:	**22**
Next Review Date:	**October 2025**
Disclosure Classification:	**Controlled Disclosure**

Compiled by	Approved by	Authorized by
	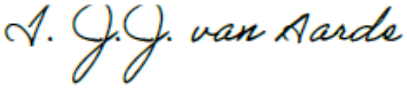	
Ezé van Tonder	**Sakkie van Aarde**	**Mfundi Songo**
Engineer	**MV Equipment CG Chairperson**	**Senior Manager DXOPS**
Date: 14 September 2020	Date: 15 September 2020	Date: 15September2020

Supported by SCOT/SC

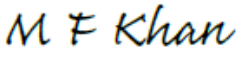

Mohamed Khan

MV/LV SC Chairperson

Date: 15 September 2020

PCM Reference: **<xxxxxx>**

SCOT Study Committee Number/Name: **MV/LV SC**

Content

Page

1. Introduction 3
2. Supporting clauses 3
   - 2.1 Scope 3
     - 2.1.1 Purpose 3
     - 2.1.2 Applicability 3
   - 2.2 Normative/informative references 3
     - 2.2.1 Normative 3
     - 2.2.2 Informative 4
   - 2.3 Definitions 4
     - 2.3.1 General 4
     - 2.3.2 Disclosure classification 4
   - 2.4 Abbreviations 4
   - 2.5 Roles and responsibilities 4
   - 2.6 Process for monitoring 4
   - 2.7 Related/supporting documents 4
3. Technical tender methodology and criteria 4
   - 3.1 Paper evaluation 5
   - 3.2 Factory Evaluation/Visit 5
     - 3.2.1 Scope 5
     - 3.2.2 Confidentiality 5
     - 3.2.3 Evaluation methodology 6
4. Requirements for the technical tender submission 6
   - 4.1 General 6
   - 4.2 Format 7
   - 4.3 Documentation 7
5. Authorization 7
6. Revisions 8
7. Development team 8
8. Acknowledgements 8

Annex A – Gatekeepers and Scoring for fixed option 9

Annex B – Gatekeepers and Scoring for removable option 11

Annex C – Factory Evaluation Criteria 13

ESKOM COPYRIGHT PROTECTED

When downloaded from the WEB, this document is uncontrolled and the responsibility rests with the user to ensure it is in line with the authorized version on the WEB.

1. Introduction

This document has been developed to standardise the technical evaluation criteria, to be used when evaluating tender submissions for **outdoor, pole-mounted, distribution single-phase, off-load dis-connectors for MV applications (fixed and removable)** within Eskom Holdings SOC (Ltd). The annexures sets out the detailed requirements, with respect to the various aspects required to perform the paper technical evaluation and the factory evaluation, which the tenderer(s) must meet.

The technical evaluation is made up of respective stages (also referred to as levels) within which the tender is evaluated. Stage 1 and 2 is an evaluation on paper. Stage 3 (factory visit) is applicable only to the tenderer(s) who passed the stipulated requirements of stages 1 and 2.

2. Supporting clauses

2.1 Scope

This document covers the technical evaluation criteria for outdoor, pole-mounted, distribution single-phase, off-load dis-connectors for MV applications (fixed and removable).

2.1.1 Purpose

This document sets out the standardised technical evaluation criteria to be used when evaluating tender submissions for **outdoor, pole-mounted, distribution single-phase, off-load dis-connectors for MV applications (fixed and removable)**.

2.1.2 Applicability

This document is applicable to all technical evaluations where enquiries are issued for **outdoor, pole-mounted, distribution single-phase, off-load dis-connectors for MV applications (fixed and removable)** within Eskom Holding SOC (Ltd).

2.2 Normative/informative references

Parties using this document shall apply the most recent edition of the documents listed in the following paragraphs.

2.2.1 Normative

[1] ISO 9001, Quality Management Systems.

[2] 32-9: Definition of Eskom documents.

[3] 32-644: Eskom documentation management standard.

[4] 32-1034: Eskom Procurement and Supply Chain Management Procedure.

[5] 240-48929482 rev 1: Tender Engineering Evaluation Procedure.

[6] 240-75670959 (474-65): Operating Manual of the Steering Committee of Wires Technologies (SCOWT).

[7] 240-130403197: STANDARD SPECIFICATION FOR FIXED, SINGLE-PHASE, OFF-LOAD DIS-CONNECTORS (ISOLATORS) FOR MV LINE AND SUBSTATION APPLICATION.

[8] 240-68973356: OUTDOOR, POLE-MOUNTED, DISTRIBUTION SINGLE-PHASE, OFF-LOAD DIS-CONNECTORS FOR MV LINE APPLICATION WITH REMOVABLE LINK FOR NOMINAL A.C. VOLTAGES OF 22 KV.

[9] 240-51017654: Procedure for the Evaluation of Product Suitability.

ESKOM COPYRIGHT PROTECTED

When downloaded from the WEB, this document is uncontrolled and the responsibility rests with the user to ensure it is in line with the authorized version on the WEB.

2.2.2 Informative

None

2.3 Definitions

2.3.1 General

Definition	Description
Duly Authorised	A person who is given the authority to stand in the place of another.
Eskom Technical evaluating Representative(s)	The person(s) appointed by Eskom to perform evaluation of tender submission(s) in line with Eskom requirements.
Stage	A point, period, or step in a process of evaluation
Technical Gatekeepers	These are documents that must be provided in the format prescribed at tender closing stage; failing which the tenderers will be deemed non- responsive and be disqualified without proceeding to the next stage of the technical evaluation.

2.3.2 Disclosure classification

Controlled disclosure: controlled disclosure to external parties (either enforced by law, or discretionary).

2.4 Abbreviations

Abbreviation	Description
OEM	Original Equipment Manufacturer

2.5 Roles and responsibilities

This document is to be used by the technical evaluation teams when undertaking a technical evaluation for the specified products.

2.6 Process for monitoring

Not applicable.

2.7 Related/supporting documents

Not applicable.

3. Technical tender methodology and criteria

This document sets out the standardised technical evaluation criteria and evaluation methodology for **outdoor, pole-mounted, distribution single-phase, off-load dis-connectors for MV applications (fixed and removable)** and includes the necessary annexures.

The technical evaluation methodology has two main parts, namely a paper evaluation (stages 1 and 2) and a factory visit (stage 3). The requirements of each stage must be met, as stipulated, in order for a tenderer to proceed to the next stage. Stage 3 (the factory evaluation) will not be undertaken if a tenderer has not met the minimum requirements/threshold of stages 1 and 2.

ESKOM COPYRIGHT PROTECTED

When downloaded from the WEB, this document is uncontrolled and the responsibility rests with the user to ensure it is in line with the authorized version on the WEB.

3.1 Paper evaluation

The paper evaluation exercise is performed by technical evaluators. The technical evaluation is a consecutive process and begins with assessing the mandatory (gatekeeper) requirements of stage 1, and then proceeds to the functional (scoring) requirements of stage 2 and then stage 3 (the factory evaluation). Tenderer(s) only progress to the next stage if all the stipulated criteria and requirements were met and the mandatory documents were submitted in the prescribed form on or before the stipulated submission deadline. The said stages are discussed in more detail in the annexures of this document.

During stage 1, the required mandatory (gatekeeper) tender returnable is verified. A tender only fully complies with stage 1 gatekeepers, if all the stipulated mandatory documents, in the prescribed format, were submitted at the tender closing deadline. Only tenders that fully comply with the stage 1 gatekeepers will proceed to stage 2 for further evaluation. Tenderers that did not meet the tender deadline or that did not fully comply with the stage 1 gatekeepers will be regarded as non-responsive and will be disqualified immediately.

During stage 2, the clause by clause requirements are evaluated. As for stage 1, the tender returnable must be submitted by the tender closing deadline in the correct format according to the Eskom requirements. A score will be allocated per requirement that has been met. For example: clause 3.1 from standard 240-130403197 has 9 requirements with a weighting of 6%. If 4 requirements are met, a score of 2.67% will be allocated (4/9*6% = 2.67%)

Tenderers need to score a minimum of 80% for stage 2 in order to be considered for factory evaluations. Tenderers who do not meet the 80% threshold will be disqualified and will not be further evaluated. Notwithstanding, if no tenderer meets the stipulated functionality threshold for stage 2, Eskom reserves the right to reduce the functionality threshold to a predetermined lower threshold of 70%.

Take note, stage 3 (the factory evaluation) will only be undertaken if the tenderer meets the minimum threshold of 80% for stage 2 of the predetermined lower threshold (if applicable).

3.2 Factory Evaluation/Visit

The evaluation is performed at the Original Equipment Manufacturers' (OEM) premises to assess the manufacturing capability in order for the supplier to supply the required product and to enter into a contract with Eskom. The factory evaluation is not confirmation or a guarantee that any contract will be entered into by Eskom and the supplier or that post contract performance has been achieved.

The evaluation team has no authority or responsibility in the decision taken by Eskom with respect to contracting for a product or a service. Any statements, intentions and/or actions expressed by the evaluation team during and after the evaluation has no effect and does not constitute any liability to Eskom with regards to contract placement or post contract performance guarantees.

3.2.1 Scope

Eskom commercial representative(s) will arrange to visit the factory of tenderers whose submissions have met the 80% minimum threshold or the lower threshold of 70% (where applicable).

At the factory, the Eskom evaluation representative(s) conducts the evaluation by using the checklists and the evaluation documents. The checklists are used to verify compliance to the equipment specification and the tender submission documents. At the end of this exercise, the Eskom evaluation representative(s) lists all the deviations, if any, on the evaluation agreement document. All parties' representatives conducts a formal discussion of the deviations in line with Eskom's requirements. Thereafter, the Eskom, tenderer/vendor and OEM representatives sign the evaluation agreement document which continues to be used for concluding the technical evaluation report. The tenderer and the OEM agree to meet the Eskom requirements to be a 100% compliant product. All of this forms part of the contract and the verification thereafter.

3.2.2 Confidentiality

All information reviewed, observed, recorded during and reported on as a result of this evaluation will be treated as and remains highly confidential. The procurement team and the supplier's team will be the only parties included in communication pertaining to such information i.e. it will not be released to external parties.

ESKOM COPYRIGHT PROTECTED

When downloaded from the WEB, this document is uncontrolled and the responsibility rests with the user to ensure it is in line with the authorized version on the WEB.

3.2.3 Evaluation methodology

The evaluation will follow a documented supplier capability and capacity assessment criteria as shown in annexure C. The criteria is intended to assess the technical capabilities of the supplier and the product offered for tender, to ensure it meets the tender requirements. During the evaluation the following areas are evaluated in detail:

- Confirm information submitted in technical schedules
- Manufacturing Methods
- Work practices
- Design practices and application
- Testing facility and practices
- Raw material procurement, storage and sub-contractor practices
- Site and other services
- Annexure C consists of two sections.

Section 1:

A minimum threshold of 70% is required to pass the factory and practical assessment of section 1. There is a total of 33 points in section 1. These points are indicated as “Yes” and “No” questions. Each “Yes” counts 1 point and indicates that the factory complies with the requirement. A “No” counts as 0 and indicates that the factory does not comply with the requirement. The evaluation member(s) will mark the “Yes” or “No” blocks during the evaluation to indicate compliance or non-compliance. At the end of the assessment, all the point will be tallied and converted to a percentage. For example, if 28 out of the 33 requirements were met, it will result in a percentage score of 84.85% (28/33 x 100 = 84.85%).

Section 2:

The minimum threshold for compliance to standards 240-130403197 and 240-68973356 is 100% and must be met at the factory. The factory must also have the capability to do all the routine tests and the tested sample/specimen must pass all routine tests. All the type tests must pass and be valid, less than 10 year old and conducted by an independent test authority, before it will be accepted. A point will be allocated per requirement met in section 2 and converted to a percentage. For example, if there are 9 requirements and only 3 was met, the allocated score will be 33% (3/9 x 100 = 33%).

4. Requirements for the technical tender submission

4.1 General

The technical submission/technical file must be submitted as an original hard copy document and a complete copy of the original hard copy. The technical submission/technical file must be clearly marked “Technical – Original” and “Technical – Copy”.

The technical submission/technical file (including drawing, test reports etc.) will only be accepted in the English language.

Soft electronic copies are also required and must be in one of the following formats only (MS Word, MS Excel and/or Adobe Acrobat PDF). The soft electronic copies must be submitted on a USB stick.

The electronic/soft copy submission must be clearly labelled as “Technical”. It must be a complete copy of the original and must include the following minimum information on the external cover”

- The applicable Eskom enquiry number
- The tenderer’s organization name
- The words: “Technical file – electronic/soft copy”

ESKOM COPYRIGHT PROTECTED

When downloaded from the WEB, this document is uncontrolled and the responsibility rests with the user to ensure it is in line with the authorized version on the WEB.

4.2 Format

The submission must be structured in a logical, user friendly format. Folders must be labelled with descriptive titles and grouped together to form a logical hierarchy. Please see below an example of how folders can be labelled:

- Complete A&B schedules
- Drawings
- Test reports and certificates
- Product brochure
- Additional information

Please take the following points in consideration:

- Please ensure (especially for the electronic submission) that submissions are submitted as separate files and not as one PDF document. Save the files under appropriate names.
- Please avoid duplication of documentation.

4.3 Documentation

The technical submission must contain the following documentation as a minimum:

- Cover letter – containing a list of items offered and a brief summary of each item (e.g. product name, ratings etc.)
- Completed Technical A&B schedules – As per the requirements of standards 240-130403197 and 240-68973356
- Completed test report summary sheet(s) - As per the requirements of standards 240-130403197 and 240-68973356
- Copies of test reports; clearly labelled and arranged in the same order as the type test report summary sheet
- Training requirements
- Cost of training requirements
- Additional information
- Technical manuals and product brochures

Note 1: If the tenderer tenders on both options (fixed and removable), the above documentation must be submitted per option tendering on. If the tenderer only tenders on one of the options, only one set of the above documentation is required.

5. Authorization

This document has been seen and accepted by:

Name and surname	Designation
M Songo	Senior Manager Engineering
S van Aarde	Senior Advisor – Power Delivery/MV equipment Care Group Chairperson
M Khan	MV & LV Study Committee Chairperson

ESKOM COPYRIGHT PROTECTED

When downloaded from the WEB, this document is uncontrolled and the responsibility rests with the user to ensure it is in line with the authorized version on the WEB.

6. Revisions

Date	Rev	Compiler	Remarks
Oct 2020	1	E van Tonder	First issue.

7. Development team

The following people were involved in the development of this document:

- Ezé van Tonder
- Sakkie van Aarde

8. Acknowledgements

Not applicable.

ESKOM COPYRIGHT PROTECTED

When downloaded from the WEB, this document is uncontrolled and the responsibility rests with the user to ensure it is in line with the authorized version on the WEB.

Annex A – Gatekeepers and Scoring for fixed option

240-130403197 – STANDARD SPECIFICATION FOR FIXED, SINGLE-PHASE, OFF-LOAD DIS-CONNECTORS (ISOLATORS) FOR MV LINE AND SUBSTATION APPLICATION (Paper exercise only).			
Stage 1: GATEKEEPER			
The tender submission that does not meet all the stage 1 gatekeepers is immediately disqualified.			
TASK/MEASURE			
Activity	Clause	Acceptance	Comments
Fully completed A&B schedules at tender closing deadline	240-130403197 – Annex C	Yes/No	
Fully completed test report summary sheet at tender closing deadline	240-130403197 – Annex D	Yes/No	
Fully completed technical deviations sheet at tender closing deadline and signed by duly authorised person	240-130403197 – Annex E	Yes/No	
Technical manual/Product brochures		Yes/No	
Outcome of gatekeeper:			
Comment(s):			
Stage 2: Scoring of Eskom technical requirements as per standard 240-130403197			
A factory evaluation will only be done if the tenderer meets the minimum requirements of stage 2. The minimum requirements is a score of 80% and above. Note: A score will be allocated per requirement met. Example: 3.1 from standard 240-130403197 has 9 requirements. If only 4 are met, a score of 2.67% will be allocated (4/9*6% = 2.67%).			
Activity	Clause in Standard 240-130403197	Weighting	Score
Does it meet the Eskom general technical requirements?	3.1	6%	
Does it meet the Eskom **rating requirements?**	3.2	8%	
Does it meet the Eskom requirements for insulators?	3.3	4%	
Does it meet the Eskom electrical components requirements?	3.4	12%	
Does it meet the Eskom operation requirements?	3.5	6%	
Does it meet the Eskom mounting requirements?	3.6	4%	
Does it meet the Eskom mechanical strength requirements?	3.7	6%	
Does it meet the Eskom material requirements?	3.8	2%	
Does it meet the Eskom conductor clamps and terminal requirements?	3.9	6%	

ESKOM COPYRIGHT PROTECTED

When downloaded from the WEB, this document is uncontrolled and the responsibility rests with the user to ensure it is in line with the authorized version on the WEB.

Does it meet the Eskom earthing pin requirements?	3.10	6%	
Does it meet the Eskom drawing requirements?	3.11	2%	
Does it meet the Eskom marking requirements?	4.1	4%	
Does it meet the Eskom packaging requirements?	4.2	4%	
Total technical requirements score to the requirements of standard 240-130403197:		70%	

Stage 2: Scoring of Eskom type test requirements as per standard 240-130403197

The type test must be performed at an accredited test facility.

All type tests supplied as requested will score 3%. An additional 3% will be awarded per type test if the type test is not older than 10 years.

Type test score = 30*[(3 + 3)/48] = 3.75%

Test	Clause in Standard 240-130403197	Test Passed	Not older than 10 years	Score
Power frequency voltage wet withstand	5.1.b) (1)	3%	3%	
Lighting impulse	5.1.b) (2)	3%	3%	
Resistance measurement	5.1.b) (3)	3%	3%	
Temperature-rise	5.1.b) (4)	3%	3%	
Short-time current withstand	5.1.b) (5)	3%	3%	
Mechanical endurance	5.1.c)	3%	3%	
KIPTS natural ageing and pollution performance	5.1.d)	3%	3%	
Short circuit withstand current test on earthing pin	5.1.e)	3%	3%	
Total type test score to the requirements of standard 240-130403197:		30%		
Final score to the standard of 240-130403197: Technical requirements + Type test requirements score (70% + 30%)		100%		

ESKOM COPYRIGHT PROTECTED

When downloaded from the WEB, this document is uncontrolled and the responsibility rests with the user to ensure it is in line with the authorized version on the WEB.

Annex B – Gatekeepers and Scoring for removable option

240-68973356 – OUTDOOR, POLE-MOUNTED, DISTRIBUTION SINGLE-PHASE OFF-LOAD DIS-CONNECTORS FOR MV LINE APPLICATION WITH REMOVABLE LINK FOR NOMINAL A.C. VOLTAGES OF 22KV (Paper exercise only).			
Stage 1: GATEKEEPER			
The tender submission that does not meet all the stage 1 gatekeepers is immediately disqualified.			
TASK/MEASURE			
Activity	Clause	Acceptance	Comments
Fully completed A&B schedules at tender closing deadline	240-68973356 – Annex D	Yes/No	
Fully completed test report summary sheet at tender closing deadline	240-68973356 – Annex C	Yes/No	
Fully completed technical deviations sheet at tender closing deadline and signed by duly authorised person	240-68973356 – Annex D (following schedule A&B)	Yes/No	
Technical manual/Product brochures		Yes/No	
Outcome of gatekeeper:			
Comment(s):			
Stage 2: Scoring of Eskom technical requirements as per standard 240-68973356			
A factory evaluation will only be done if the tenderer meets the minimum requirements of stage 2. The minimum requirements is a score of 80% and above. Note: A score will be allocated per requirement met. Example: clause 3.1 from standard 240-68973356 has 9 requirements. If 4 requirements are met, a score of 4.44% will be allocated (4/9*10% = 4.44%).			
Activity	Clause in Standard 240-68973356	Weighting	Score
Does it meet the Eskom general technical requirements?	3.1	10%	
Does it meet the Eskom **rating requirements?**	3.2	8%	
Does it meet the Eskom requirements for insulators?	3.3	6%	
Does it meet the Eskom electrical components requirements?	3.4	36%	
Does it meet the Eskom marking requirements?	4.1	5%	
Does it meet the Eskom packaging requirements?	4.2	5%	
Total technical requirements score to the requirements of standard 240-68973356:		70%	
Stage 2: Scoring of Eskom type test requirements as per standard 240-68973356			
The type test must be performed at an accredited test facility.			

ESKOM COPYRIGHT PROTECTED

When downloaded from the WEB, this document is uncontrolled and the responsibility rests with the user to ensure it is in line with the authorized version on the WEB.

All type tests supplied as requested will score 3%. An additional 3% will be awarded per type test if the type test is not older than 10 years.

Type test score = 30*[(3 + 3)/42] = 4.29%

Test	Clause in Standard 240-68973356	Test Passed	Not older than 10 years	Score
Power frequency voltage wet withstand	5.1.a	3%	3%	
Lighting impulse	5.1.b	3%	3%	
Resistance measurement	5.1.c	3%	3%	
Temperature-rise	5.1.d	3%	3%	
Short-time current withstand	5.1.e	3%	3%	
Mechanical endurance	5.1.f	3%	3%	
KIPTS natural ageing and pollution performance or approved alternative	5.1.g	3%	3%	
Total type test score to the requirements of standard 240-68973356:		30%		
Final score to the standard of 240-68973356: Technical requirements + Type test requirements score (70% + 30%)		100%		

ESKOM COPYRIGHT PROTECTED

When downloaded from the WEB, this document is uncontrolled and the responsibility rests with the user to ensure it is in line with the authorized version on the WEB.

Annex C – Factory Evaluation Criteria

GENERAL INFORMATION		
a) Name of Supplier:		
b) Name of Manufacturer:		
c) Registered name and full street address of the factory at which the audit and inspection is done:		
d) Factory representatives:		
Name:	Position:	
Name:	Position:	
Name:	Position:	
Name:	Position:	
RECEIVING/GOODS INWARDS INSPECTION AND STORAGE		
e) Are materials, components and sub-assemblies verified by the factory as complying with the applicable requirements?	Yes	No
Comments:		
f) If the factory relies on certificates of conformity of test results from suppliers, do these clearly identify the products, specifications, quantity of items, dated and signed?	Yes	No
Comments:		
g) Are non-conforming products/components/materials clearly identified and segregated to prevent their use?	Yes	No
Comments:		

ESKOM COPYRIGHT PROTECTED

When downloaded from the WEB, this document is uncontrolled and the responsibility rests with the user to ensure it is in line with the authorized version on the WEB.

h) Are records of raw material received, kept/stored? In what format and for how long?	Yes	No
Comments:		
i) Is there a system in place to manage reception and allocation of raw materials?	Yes	No
Comments:		
PRODUCTION LINE INSPECTION AND ROUTINE TESTS		
Comments:		
j) ASSEMBLY: Do personnel have readily available up to date procedures, assembly instructions, photographs, drawings or reference samples?	Yes	No
Comments:		
k) PRODUCTION LINE TEST: Do personnel have readily available up to date procedures, work instructions and drawings related to the required testing to be carried out on the intermediate stage and the final product, related to conformance of the finished product?	Yes	No
Comments:		
l) Are the test results monitored for trends or recurrences and reported to production/quality management?	Yes	No
Comments:		
m) Are repaired and reworked products re-inspected in accordance with documented procedures?	Yes	No
Comments:		

ESKOM COPYRIGHT PROTECTED

When downloaded from the WEB, this document is uncontrolled and the responsibility rests with the user to ensure it is in line with the authorized version on the WEB.

n) Does the “Production line inspection” and the “Routine Tests” performed by the factory sufficiently cover all the applicable requirements?	Yes	No
Comments:		
o) Are personnel involved in the assembly and quality control, adequately briefed on their duties and competent to perform them?	Yes	No
Comments:		
CALIBRATION OF TEST EQUIPMENT AND TESTING FACILITY		
Is all equipment used for testing calibrated?	Yes	No
Comments:		
Is the equipment provided with a label, or similar method, indicating the date of the last calibration and the due date for the next calibration?	Yes	No
Comments:		
Are records from equipment calibrations appropriate and kept by the factory?	Yes	No
Comments:		
Do the records indicate that the calibration is traceable to National/International metrology standards?	Yes	No
Comments:		
Does the factory have the capability to carry out all the routine tests?	Yes	No
Comments:		
Do test reports identify the test specimen and are they properly singed and stored?	Yes	No

ESKOM COPYRIGHT PROTECTED

When downloaded from the WEB, this document is uncontrolled and the responsibility rests with the user to ensure it is in line with the authorized version on the WEB.

Comments:		
FACTORY CAPABILITY AND QUALITY MANAGEMENT SYSTEM		
Does the factory have a documented Quality Management System?	Yes	No
Comments:		
Does the factory regularly perform internal audits of its Quality Management System, and periodically check that all documented procedures, including those required for certification, are followed?	Yes	No
Comments:		
Are the records from internal audits and the corrective actions, where applicable, available and are they sufficiently detailed to demonstrate that the Quality Management System is effective?	Yes	No
Comments:		
COMPLAINTS/NON-CONFORMANCES		
Does the factory have a documented system for handling complaints?	Yes	No
Comments:		
Does the factory review complaints from customers or other stakeholders and take appropriate action?	Yes	No
Comments:		
Are records of the complaints and of the corrective actions taken kept?	Yes	No
Comments:		
CHANGE CONTROL		
Is there a documented procedure that covers control of products and production process changes?	Yes	No

ESKOM COPYRIGHT PROTECTED

When downloaded from the WEB, this document is uncontrolled and the responsibility rests with the user to ensure it is in line with the authorized version on the WEB.

Comments:		
Does the procedure cover the review and approval of product or production process changes by the responsible personnel/management?	Yes	No
Comments:		
Are there provisions to ensure that changes to the product construction are accepted by competent/authorise personnel?	Yes	No
Comments:		
Is there an up to date parts list or similar evidence available, specifying the components/parts to be used during production of the products?	Yes	No
Comments:		
DESIGN PRACTICES		
Are designs done in-house?	Yes	No
Comments:		
Does the company have design tools and guidelines?	Yes	No
Comments:		
Is there a design process workflow system?	Yes	No
Comments:		
Is there a documented process for verification and validation of designs?	Yes	No
Comments:		
Are new designs approved and verified by competent personnel?	Yes	No

ESKOM COPYRIGHT PROTECTED

When downloaded from the WEB, this document is uncontrolled and the responsibility rests with the user to ensure it is in line with the authorized version on the WEB.

Comments:		
Following final design approval, is there a process in place to link the new design to the manufacturing process?	Yes	No
Comments:		
Section 2		
COMLIANCE TO STANDARD 240-130403197 (Only applicable if tendered on the fixed option)		
General		
Compliance to general technical requirements (3.1)?	Yes	No
Comments:		
Compliance to rating requirements (3.2)?	Yes	No
Comments:		
Compliance to requirements for insulators (3.3)?	Yes	No
Comments:		
Compliance to electrical components requirements (3.4)?	Yes	No
Comments:		
Compliance to operation requirements (3.5)?	Yes	No
Comments:		
Compliance to mounting requirements (3.6)?	Yes	No
Comments:		
Compliance to mechanical strength requirements (3.7)?	Yes	No

ESKOM COPYRIGHT PROTECTED

When downloaded from the WEB, this document is uncontrolled and the responsibility rests with the user to ensure it is in line with the authorized version on the WEB.

Comments:		
Compliance to material requirements (3.8)?	Yes	No
Comments:		
Compliance to Eskom conductor clamps and terminal requirements (3.9)?	Yes	No
Comments:		
Compliance to earthing pin requirements (3.10)?	Yes	No
Comments:		
Compliance to drawing requirements (3.11)?	Yes	No
Comments:		
Compliance to marking requirements (4.1)?	Yes	No
Comments:		
Compliance to packaging requirements (4.2)?	Yes	No
Comments:		
Type tests		
Power frequency voltage wet withstand	Yes	No
Comments:		
Lighting impulse	Yes	No
Comments:		
Resistance measurement	Yes	No

ESKOM COPYRIGHT PROTECTED

When downloaded from the WEB, this document is uncontrolled and the responsibility rests with the user to ensure it is in line with the authorized version on the WEB.

Comments:		
Temperature-rise	Yes	No
Comments:		
Short-time current withstand	Yes	No
Comments:		
Mechanical endurance	Yes	No
Comments:		
KIPTS natural ageing and pollution performance	Yes	No
Comments:		
Short circuit withstand current test on earthing pin	Yes	No
Comments:		
COMPLIANCE TO STANDARD 240-68973356 (Only applicable if tendered on the removable option)		
General		
Compliance to general technical requirements (3.1)?	Yes	No
Comments:		
Compliance to rating requirements (3.2)?	Yes	No
Comments:		
Compliance to requirements for insulators (3.3)?	Yes	No
Comments:		

ESKOM COPYRIGHT PROTECTED

When downloaded from the WEB, this document is uncontrolled and the responsibility rests with the user to ensure it is in line with the authorized version on the WEB.

Compliance to electrical components requirements (3.4)?	Yes	No
Comments:		
Compliance to marking requirements (4.1)?	Yes	No
Comments:		
Compliance to packaging requirements (4.2)?	Yes	No
Comments:		
Type tests		
Power frequency voltage wet withstand	Yes	No
Comments:		
Lighting impulse	Yes	No
Comments:		
Resistance measurement	Yes	No
Comments:		
Temperature-rise	Yes	No
Comments:		
Short-time current withstand	Yes	No
Comments:		
Mechanical endurance	Yes	No
Comments:		

ESKOM COPYRIGHT PROTECTED

When downloaded from the WEB, this document is uncontrolled and the responsibility rests with the user to ensure it is in line with the authorized version on the WEB.

KIPTS natural ageing and pollution performance	Yes	No
Comments:		
FINDINGS		
CONCLUSION		
RECOMMENDATION(S)		
A copy of this report is provided to the undersigned contact person in the factory, who confirms to be aware of the contents by signing below:		
Date:		
Auditor's name:		
Signature:		

ESKOM COPYRIGHT PROTECTED

When downloaded from the WEB, this document is uncontrolled and the responsibility rests with the user to ensure it is in line with the authorized version on the WEB.